



**SteriGARD® e<sup>3</sup>**

**BAKER**

Environments For Science™





## **SterilGARD® e3 Class II Type A2 Biological Safety Cabinets 220 Volt**

**Energy-efficient and comfortable cabinets that help you make the world a better place.**

- Industry's most durable and reliable cabinet means lower life-cycle costs and years of trouble-free operation.
- Multiple energy-saving features equal significant ongoing cost savings.
- Continuously safe work environment with self-adjusting motor technology.
- Comfortable user experience with low noise and heat generation.
- Enhanced productivity with ReadySAFE™ low-flow mode.
- Extended filter life means less user downtime and lower operational costs.
- Easier, faster maintenance.

# SterilGARD

## Welcome to a New Experience in Biosafety Cabinets

**SAFETY** □ always our top priority, safety is assured through a variety of features, including an audible and visual sash alarm system, power/processor fault alarm and an exclusive cable port to keep cables and tubing out of the way for proper viewscreen closure.

**ENERGY EFFICIENCY** □ from the motor controller to the lighting, new patent-pending innovations provide significant annual cost savings while maintaining superior performance.

**CONTAINMENT** □ maximum protection is achieved through six technologies working in concert: our exclusive momentum air curtain, high-velocity return air slots, aerodynamically designed airfoil, optimized downflow, and unique air bypass armrest.

**COMFORT** □ with eight thoughtful features, from the viewscreen to the work environment and ergonomic design.

**EASE OF USE** □ packed with convenient features and the largest, unobstructed, usable work area in the industry, there's plenty of room for lab equipment and less hassle when managing controls.

**CLEANING** □ an exceptionally reliable membrane-sealed control panel, and a one-piece work surface/air intake grille featuring radiused, coved corners instead of seams, allows for easy and effective cleaning.

**SERVICE AND CERTIFICATION** □ with an innovative electronic controller that provides diagnostic LEDs, detachable side panels, front-loading filters, and uniform downflow air, maintenance is quicker and easier.



### Class II, Type A2 Applications

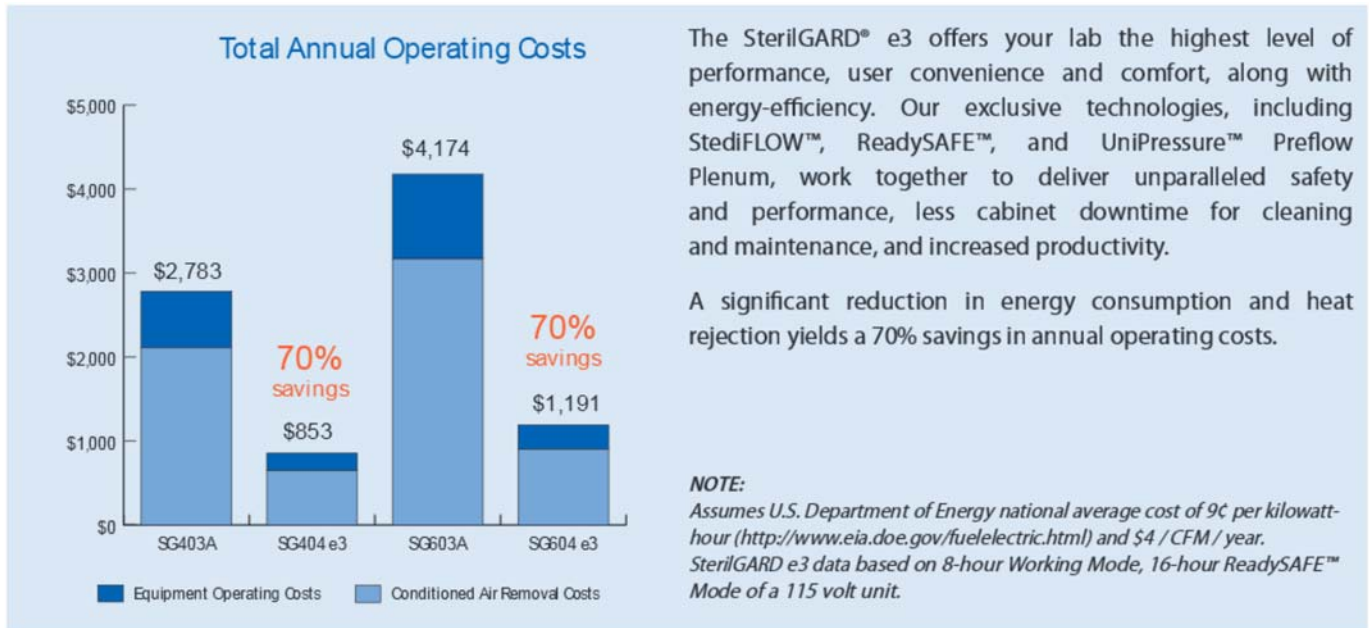
The SterilGARD® e3 is designed for many applications involving agents of low and moderate risk. Appropriate applications include, but are not limited to, sterile product preparation and biological experimentation.

Not sure which biosafety cabinet is right for you?

Scan code to the right or visit <http://hub.am/ZxbDic> to download our free guide to Class II Biosafety Cabinets.



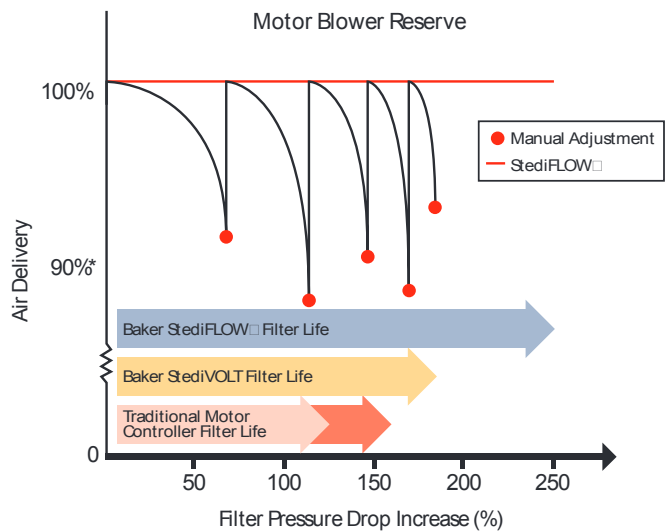
# Industry-Leading Technologies Provide Superior Protection and Maximum Efficiency



## StediFLOW™ VFD Motor Controller Automatically Achieves Optimum Performance

Baker's StediFLOW™ variable frequency drive (VFD) motor controller uses less energy, reduces heat output, and operates more quietly. VFD is state-of-the-art technology in HVAC systems for performance and energy savings. The SterilGARD® e3 cabinet can automatically handle an increase in pressure drop of more than 300% across the filter without reducing total air delivery more than 10%.\*

- Maintains precise airflow - automatically compensates for normal power line variations, air disruptions, and filter loading.
- Provides constant air volume - reduces risk of performance degradation, which can compromise personnel and product protection.
- Extends filter life - minimizes filter replacement and decontamination costs.
- Uses less energy without sacrificing performance.
- Operates more quietly with less vibration.
- No manual speed control required.



\*Performance testing performed on an SG403 (115 V unit) in the Baker laboratory. Data available on request.

## ReadySAFE™ Low Flow Mode Makes Your Job Easier and Reduces Energy Consumption



ReadySAFE™ mode – Unique bypass armrest allows cabinet to continue operation with closed viewscreen

Utilizing the exclusive ReadySAFE™ low-flow mode in the SterilGARD® e3 significantly reduces energy consumption. ReadySAFE™ is automatically engaged when the user closes the sash of the biosafety cabinet – the motor switches to a reduced flow mode and the light in the cabinet turns off. Upon opening the sash the motor switches to its normal operating speed and the cabinet light turns back on. Product protection and containment are maintained. This mode can be used during meetings, work breaks and overnight.

- Meets NSF 49 and ISO class 4 criteria in ReadySAFE™ mode.
- Consumes 50–75% less energy than when operating in the standard mode.
- Increases productivity by allowing user to have instantly safe working conditions upon opening the viewscreen and ongoing work can be left in the cabinet without fear of contamination.

See the results for yourself!

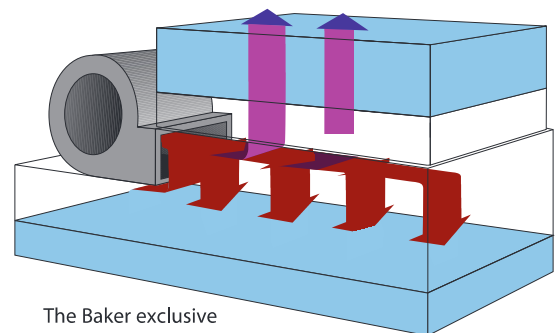
Scan the code to the right or visit <http://hub.am/10nB75C> to download the ReadySAFE™ white paper!



## Innovative UniPressure™ Preflow Plenum

The SterilGARD® e3 incorporates Baker's exclusive UniPressure™ Preflow Plenum high-performance airflow system that saves energy and extends filter life by loading filters evenly.

- Creates negative pressure surrounding the positive-pressure plenum to ensure containment; any possible gasket leaks are contained under negative pressure and returned to the HEPA filters.
- Apportions and distributes air across, then through, the HEPA supply filter, improving downflow uniformity, reducing noise, and increasing reserve blower/motor capacity.
- Telescoping filter mount provides direct seal of HEPA filters to plenum and simplifies filter replacement.
- Closed-cell neoprene gasket forms airtight seal around filter periphery. Force is applied to full perimeter of filter rather than point force.
- Internal damper simplifies airflow balance and cabinet sealing for decontamination.



The Baker exclusive UniPressure™ Preflow Plenum provides quieter, more efficient operation.



A more efficient, less demanding, and quieter airflow system when combined with StediFLOW™.

## Craftsmanship and Innovative, Versatile Design Ensures Quality and Performance

Baker cabinet designs represent many years of experience in fabrication and craftsmanship. The SterilGARD® e3 includes design features to improve safety, productivity, performance, and serviceability.



Double-wall construction captures and contains contaminated air under negative pressure.

### Negative-Pressure Double-Wall Plenums with Cable Ports Enhance Safety

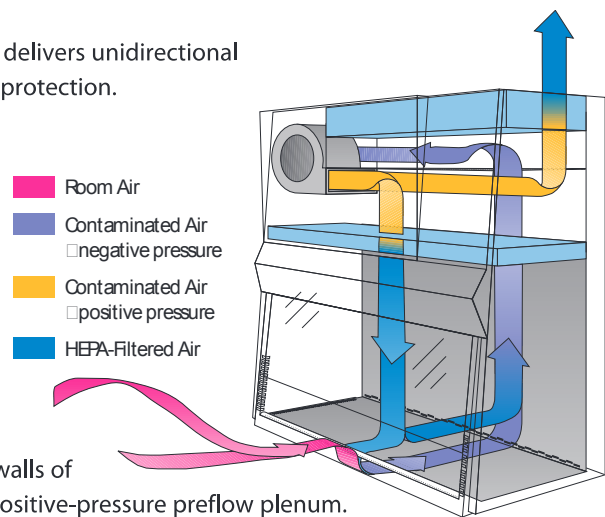
The unique all-metal, double-wall design of the SterilGARD® e3 cabinet creates base, side, and back wall plenums that capture and contain contaminated air under negative pressure. This prevents contaminated air from escaping into the lab in event of damage to the cabinet walls.

Our NSF-approved cable ports are an industry exclusive. They can be located in the side walls of the cabinet, and provide a safe and ergonomic way of introducing cables or siphoning tubes into the work area without interfering with the viewscreen opening.

### Balanced Airflow and Exhaust Ensure Uniformity

The SterilGARD® e3 cabinet features a unique airflow design that delivers unidirectional downflow air over the work area for maximum containment and protection.

- Filtered air descends from top to bottom of the work area in a unidirectional flow. Near the back of the work surface, the air current divides – a portion of the downflow air is pulled through the back wall grille and the remainder is pulled through the front grille.
- Simultaneously, room air is pulled through the front opening and into the front grille. It does not enter the work area.
- All air combines under the work surface and is pulled under negative pressure through the back and side double walls of the cabinet into the blower/motor, which blows it into the positive-pressure preflow plenum.
- From the positive-pressure plenum, approximately 30% of the air exits the system through the exhaust filter. The remaining 70% passes through the supply filter and re-enters the work area as particulate-free air.



### Exclusive Designs Simplify Certification and Testing

Several SterilGARD® e3 design features help simplify certification and maintenance, reducing downtime and improving life-cycle costs.

- Telescoping plenum assembly puts supply and exhaust HEPA filters within easy reach from the front of the cabinet, and allows filters to be clamped directly to plenum against closed-cell neoprene gasket.
- All components critical to cabinet operation, as well as exhaust and supply filters, are easily accessible from the front panel.
- Internal damper regulates balance between exhaust and supply to maintain proper air circulation ratios. Damper can be adjusted by certifier to compensate for changing resistance of the filters as they load with particles.

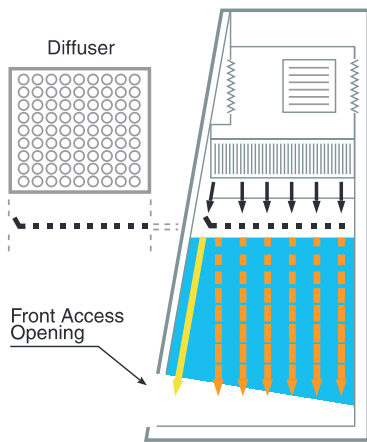
## High-Velocity Return Air Slots Capture Unfiltered Air

Containment and cleanliness are achieved with precise control of airflow volumes and velocities. A unique feature in the Baker cabinet design, the high-velocity return air slots have been proven to maximize the biological safety cabinet's protective capabilities.

- Prevents contaminants from migrating up behind the viewscreen or around the side wall and escaping into operator's environment.
- Prevents room air from migrating down behind the viewscreen or around the side wall and contaminating work area.



High-velocity return air slots capture unfiltered air.



## Momentum Air Curtain Increases Protection

The SterilGARD® e3 cabinet employs a unique momentum air curtain that offers an added measure of containment and protection exclusive to the Baker design.

- Creates strong air barrier, or momentum air curtain, at front of cabinet, increasing protective capabilities for both products and personnel.
- Strategic position of a stainless steel diffuser creates faster airflow at front of work area. Airflow over center of work surface is gentle.
- Resulting air curtain combines with high-velocity return air slots, aerodynamically contoured front-opening surfaces, and optimum air intake velocity to minimize turbulence and prevent migration of airborne contaminants into or out of work area.

## FlexAIR™ Exhaust Connection - Saves Energy and Provides Safer Biosafety Cabinet Performance

Baker's FlexAIR™ canopy exhaust connection combines the safety of a traditional canopy (thimble) exhaust connection with the lower exhaust flows of a traditional hard exhaust connection. Now, energy savings can be realized without sacrificing safety cabinet performance.

How It Works: Baker's new FlexAIR™ works by having dynamic closure panels. The front panel automatically opens in the event of exhaust system slowdown or failure, allowing the cabinet to maintain Class II, Type A2 biosafety cabinet performance. Only the minimum amount of air necessary to achieve cabinet exhaust containment is used, compared to traditional canopy exhaust connections that exhaust an additional 20% conditioned air from the room. FlexAIR™ reduces exhaust air volume for significant energy and cost savings.



FlexAIR™ system includes an alarm feature to let workers know when the house exhaust system has slowed down or stopped. This may be important if your work includes the use of volatile organic solvents, gases, or vapors (which are not captured by HEPA filters).



See the FlexAIR™ in action!

Scan the code to the right or go to <http://hub.am/10nMh9N> to watch the FlexAIR™ video!

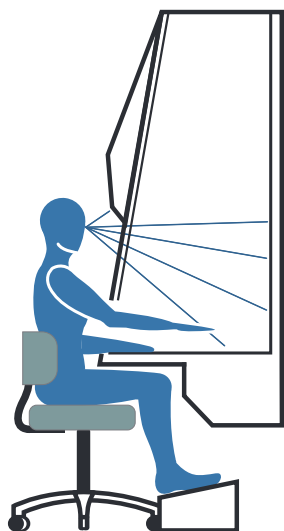
## An Industry-Leading Approach to Ergonomics Creates a New Level of Productivity and User Comfort

The SterilGARD® e3 includes design features to improve safety, productivity, user-comfort, and performance throughout a range of tasks performed on a daily basis. Our cabinets are designed with the user in mind so that routine tasks can be done comfortably, efficiently, and with less fatigue.

### Working Environment Offers Optimum Ease of Use and Comfort

A variety of convenient enhancements make the SterilGARD® e3 one of the most comfortable working environments.

- Unobstructed, usable work area is the largest in the industry and can accommodate more lab equipment.
- Reduced front grille depth moves work surface closer to front for better arm position, which helps improve posture.
- Low-profile, unitized drain pan beneath work surface allows more leg room.
- Air bypass padded armrest provides support and comfort.
- Eye-level control panel offers greater visibility and easier access.
- Non-glare work surface and cool-white fluorescent lamps reduce eyestrain.
- Optional stand with telescoping legs allows for an adjustable work surface height.
- Convenient built-in timers for lights and outlets come standard, minimizing risks and reducing energy consumption.
- Plumbing and drainage connections are strategically placed for convenience and proper air management.



### Slanted Viewscreen Offers Comfort and Safety

The SterilGARD® e3 cabinet has a slanted sliding viewscreen that minimizes glare and makes the cabinet easier to use and more comfortable to work in.

- Allows operator more comfortable head and elbow position, reducing fatigue.
- Provides safe, highly visible and easily accessible work area for wide range of procedures.
- Rugged, easy-to-use counterweight allows easy opening and closing of viewscreen.
- Maximum opening simplifies equipment and instrument loading and unloading.
- Integrated alarm audibly and visually warns of improper viewscreen position.
- Viewscreen-level mute button silences alarm for 5 minutes when viewscreen is raised for cleaning, loading, or unloading.
- Laminated safety-glass construction.
- Stainless steel edge protector prevents chipping and cracking.



## Craftsmanship Ensures Quality

Baker cabinet designs represent many years of experience in stainless steel fabrication and craftsmanship. Design considerations such as wide radius corners, aerodynamically shaped surfaces, and glare-reducing satin-finish interiors combine to improve comfort, simplify cleaning, and maintain proper containment.

- Work surface and walls are one-piece, corrosion-resistant, stainless steel with smooth radius corners for easy cleaning. White powder finish protects cold-rolled steel cabinet exterior.
- Work surface and supports are easily removed to facilitate cleaning drain pan.
- Stainless steel air diffuser/filter protector shields downflow filter in work area and provides uniform downflow and momentum air curtain.
- Protective grille under negative-pressure side walls prevents wipes and other paper materials from being inadvertently drawn into blower system, eliminating costly servicing, decontamination and downtime.
- Entire cabinet is airtight. Each component is welded, gasketed, or assembled with hermetically sealed joints. Each cabinet is bubble-tested under pressure – at the factory prior to shipping – to verify integrity of seals.



## Options and Accessories

Most options, accessories, and modifications are factory installed and should be specified when ordering. Common options are listed below.

- Viewscreen sash opening: 254 mm or 305 mm (203 mm is standard on all models)
- Stainless steel IV bar
- Additional petcocks
- Ultraviolet germicidal lamp with safety interlock and programmable timer
- FlexAIR™ canopy exhaust connection
- Reinforced work surface
- Seismic restraints (California OSHPD pre-approved per CBC 2013)
- Stands available with telescoping legs, casters, or electric hydraulic lift
- Remote-controlled petcocks
- Auxiliary wiring package (for monitoring blower switch, sash alarm, power loss alarm, and ReadySAFE™)
- ULPA filters
- Plastic storage bins
- Plumb to back
- Ergonomic adjustable footrest
- Available in 100 V (50/60Hz) and 115 V (50/60 Hz) models

For additional information, contact Baker or your local sales representative.

## More Resources

If you are interested in learning more about the SterilGARD® e3, a variety of resources are available at [www.bakerco.com](http://www.bakerco.com) including:

- Purchasing, technical and master specifications
- Revit® files and standard details
- Videos, white papers and more!

### Learn More!

Scan the code to the right or visit <http://hub.am/1fX3oAC> to access all the SterilGARD® e3 resources!



# Technical Specifications

## 220 Volt



MODEL NUMBER	SG404	SG504	SG604
Nominal Size	1.22 m	1.52 m	1.83 m
Interior Dimension (w x d x h)	1168 x 624 x 697 mm	1474 x 624 x 697 mm	1778 x 624 x 697 mm
Usable Workspace (w x d)	1117 x 499 mm	1422 x 499 mm	1726 x 499 mm
Exterior Dimensions (w x d x h)	1365 x 779 x 1568 mm	1670 x 779 x 1568 mm	1975 x 779 x 1568 mm
Cabinet Weight (kg)	264	324	350
Shipping Weight (kg)	356	426	463
Opening Max.	508 mm	508 mm	508 mm
Working Access Opening Height (203 mm std.)	203 / 254 / 305 mm	203 / 254 / 305 mm	203 / 254 / 305 mm
Operating Amperage <sup>†</sup>			
Normal Operating Mode (Amps)	2.1 / 2.3 / 2.8	2.5 / 2.9 / 4.1	3.7 / 4.8 / 4.5
ReadySAFE™ Mode (Amps)	0.9	1.0	1.0
Power Consumption <sup>††</sup>			
Normal Operating Mode (Watts)	462 / 506 / 616	550 / 638 / 902	814 / 1056 / 990
ReadySAFE™ Mode (Watts)	198	220	220
Heat Generation <sup>†</sup>			
Normal Operating Mode (BTU/hr)	1577 / 1728 / 2103	1877 / 2178 / 3079	2779 / 3606 / 3380
ReadySAFE™ Mode (BTU/hr)	675	751	751
Electrical Service Requirements <sup>††</sup>	220V AC, 16 A, 50/60 Hz	220V AC, 16 A, 50/60 Hz	220V AC, 16 A, 50/60 Hz
Noise (dBA)	61 / 62 / 65	64 / 65 / 66	65 / 67 / 67

<sup>†</sup>Amperage for new cabinet with clean filters

<sup>††</sup>Power consumption at 120V

<sup>†</sup>Calculated maximum based on operating amperage

<sup>††</sup>Also available in 100V (50/60 Hz) and 115V (60 Hz) configurations. CE compliant at 220V.

### EXHAUST AND STATIC PRESSURE REQUIREMENTS (with FlexAIR® Canopy Exhaust Connection)

	SG404	SG504	SG604
<b>203 mm Working Access Opening Height</b>			
Concurrent Balance Value (CFM min/max)	290 / 663	360 / 750	460 / 845
203 mm Exhaust Duct Diameter (" W.G. min/max)	-0.10 / -0.32	-0.15 / -0.62	-0.15 / -0.74
254 mm Exhaust Duct Diameter (" W.G. min/max)	-0.04 / -0.17	-0.05 / -0.16	-0.07 / -0.18
305 mm Exhaust Duct Diameter (" W.G. min/max)	-0.03 / -0.08	-0.04 / -0.12	-0.06 / -0.13
<b>254 mm Working Access Opening Height</b>			
Concurrent Balance Value (CFM min/max)	360 / 701	450 / 820	550 / 945
203 mm Exhaust Duct Diameter (" W.G. min/max)	-0.15 / -0.62	-0.18 / -0.60	-0.20 / -0.78
254 mm Exhaust Duct Diameter (" W.G. min/max)	-0.05 / -0.18	-0.09 / -0.35	-0.11 / -0.24
305 mm Exhaust Duct Diameter (" W.G. min/max)	-0.04 / -0.10	-0.05 / -0.16	-0.09 / -0.16
<b>305 mm Working Access Opening Height</b>			
Concurrent Balance Value (CFM min/max)	415 / 871	550 / 850	644 / 1,114
203 mm Exhaust Duct Diameter (" W.G. min/max)	-0.17 / -0.75	-0.26 / -0.74	-0.30 / -0.79
254 mm Exhaust Duct Diameter (" W.G. min/max)	-0.07 / -0.30	-0.09 / -0.24	-0.14 / -0.36
305 mm Exhaust Duct Diameter (" W.G. min/max)	-0.05 / -0.25	-0.07 / -0.17	-0.11 / -0.30

## SterilGARD® e3 Class II, Type A2 Biological Safety Cabinet, Vertical Flow, 220 V, 50/60 Hz Model

### PERFORMANCE

1. Manufacturer shall provide a certified copy of the personnel, product, and cross-contamination (biological) tests, equivalent to or more demanding than as specified in NSF International Standard 49, performed on the unit selected from the corresponding statistical sample. Tests may be witnessed by a representative of the purchaser.
2. Cabinet shall have momentum air curtain downflow velocity profile - a higher velocity of downflow behind the viewscreen relative to downflow velocity over the work surface - for added personnel and product protection.
3. High-velocity return air slots shall be located at each end of the front access opening. These slots help to prevent contaminated air from being drawn into the work area along the edges of the side wall and from escaping the work area to the ambient environment.
4. High-velocity return air slots shall also be located behind the viewscreen on the top edge for enhanced containment and product protection.
5. Cabinet shall be capable of automatically handling a 300% minimum increase in filter loading without reducing total air delivery by more than 10%. Test data to verify these capabilities shall be available upon request.
6. Intake velocity through the front access opening shall be minimum of 105 FPM. Standard opening for all models is 203 mm; 254 mm and 305 mm openings are also available for all models.
7. Each unit, before shipping, shall have a complete physical test to assure cabinet meets Class II requirements. A copy of this test will be provided with the operator's manual shipped with the unit.
8. The unit shall have standard HEPA filters for a protection effectiveness of 99.99% on 0.3 micron size particles by DOP test. Filters shall be serviceable from front of cabinet.
9. The cabinet shall have a low flow mode (ReadySAFE™), which is active when the viewscreen is closed. This mode of operation shall reduce energy consumption by at least 50% and still meet the product and personnel protection testing requirements of NSF/ANSI 49. Particle testing while the cabinet is in this mode shall exceed the requirements for ISO Class 5 conditions for 0.3 micron particles. A connection shall be provided for indicating the ReadySAFE™ status to the facility building management system.

### CONSTRUCTION

1. The vertical sliding viewscreen shall be slanted at an angle of 10° from vertical, capable of moving to a fully closed position during shutdown periods.
2. Viewscreen shall be constructed of 6.35 mm UV-resistant laminated safety plate glass, with a maximum opening of 508 mm for equipment loading.
3. All biologically contaminated ducts, plenums, and work area side walls shall be permanent metal construction and maintained under negative pressure or enclosed within a negative-pressure zone.
4. Interior work area shall be 697 mm high.
5. Cabinet shall have Baker's exclusive UniPressure™ Preflow Plenum, designed to provide more uniform airflow to the supply filter.
6. Supply and exhaust filters shall be front-loading.
7. A telescoping plenum assembly shall be provided to allow the filters to be directly clamped to the plenum against a closed-cell neoprene gasket. Plenum applies force to full perimeter of filters, rather than point force.
8. Unit shall have an audible alarm and a flashing LED to indicate when the sliding viewscreen is in an unsafe position. An alarm mute switch shall be provided on the front-mounted cabinet control panel to allow the operator to mute the alarm tone for brief adjustments. The alarm shall automatically reactivate after 5 minutes if the viewscreen remains in an unsafe position. Cabinet shall have capability of indicating a power loss at the panel with visual and audible alarms.
9. Cabinet exterior construction: seal panels and dress panels of 16-gauge cold-rolled steel, powder coated finish, painted PermaWhite.™
10. Cabinet interior (work area) construction: one-piece, 16-gauge, Type 304 stainless steel, with a smooth, 11 mm radius between rear and side walls, and easily cleanable, radiused corners on the work surface tray.
11. Work area side walls and rear wall to be one-piece construction. A straight back wall shall be provided to maximize work area and easily accommodate laboratory equipment.
12. Cabinet shall be double-wall construction with negative-pressure airflow between the walls, from drain pan to top, surrounding the sides and back of work area and cable port.
13. Bottom of access opening shall be aerodynamic airflow design directing airflow into the front grille to improve access opening containment capability and bypass armrest.

14. Cabinet shall have a unitized drain pan with 11 mm radius on all sides and a fully removable work surface and work surface supports to facilitate cleaning.
15. Cabinet shall be equipped with a stainless steel ball valve to allow safe and effective draining of spills.
16. Stainless steel air diffuser and filter protector provided in work area. Filter protector on top of cabinet is cold-rolled steel with powder coat finish.
17. Externally adjustable internal damper shall be provided to compensate for changing resistance of exhaust and supply filters during certification.
18. One petcock and one plugged penetration are provided as standard on the right side wall. Left side wall is prepunched for optional/additional plumbing connections.
19. All external plumbing connections to the petcocks shall be made through the bottom or back of the cabinet and not the sides, allowing zero clearance between the unit and the building walls or equipment to its right and left.
20. The unit has 3 optional stands available, including one with telescoping legs that allow the work surface height to be set from 664 mm to 981 mm, a stand with casters, or a stand with an electric hydraulic lift.
21. Viewscreen guide design shall be a counterweighted pulley system allowing ease of movement up and down.

### ELECTRICAL

1. Complete unit shall be listed as certified by Underwriters Laboratory (cULus) for electrical, fire, and personal safety.
2. Cabinet shall have a microprocessor-based control system with an easy-to-clean membrane control panel mounted on the front of the cabinet.
3. Cabinet shall have adjustable timers for fluorescent lights, outlets and optional UV lights. Timers operate in 15-minute intervals.
4. Work area shall be provided with two GFCI-protected duplex outlets, with drip-proof covers and shall be protected by a self-resetting circuit breaker.
5. A single 4 m power cord and plug (listed for the destination country) shall be provided for electrical power source.
6. If equipped with optional UV light, includes a shutoff safety feature when the viewscreen is raised.
7. The unit shall have electronic ballasts for UV and fluorescent lighting to provide longer life and lower heat output.
8. Cabinet shall have an externally mounted fluorescent light fixture with electronic ballasts producing an average of 100 foot-candles illumination at work surface.

## Caution

A Class II, Type A2 biological safety cabinet is suitable for work with agents in the absence of volatile toxic chemicals and volatile radionuclides per NSF 49.

With proper ventilation to the outside, a Class II, Type A2 biological safety cabinet is suitable for work with agents assigned to biosafety levels 1, 2 or 3, treated with minute quantities of volatile toxic chemicals and trace amounts of radionuclides required as an adjunct to microbiological studies, that will not interfere with the work when recirculated in the downflow air (as stated in NSF/ANSI #49).

Note: The adequacy of this containment cabinet for the user's personal safety, as with any containment cabinet, should be determined by an industrial hygienist or safety officer. Site preparation information, architectural drawings, detailed dimensions and purchase specifications are available.

## 12 Month Warranty

The Baker Company, Inc., expressly represents and warrants all goods (a) to be as specified (and described) in The Baker Company catalogs and literature, and (b) to be free under normal use, service, and testing (all as described in The Baker Company catalogs and literature) from defects in material and workmanship for a period of twelve months from the invoice date.

The exclusive remedy for any breach or violation of this warranty is as follows: The Baker Company, Inc., will F.O.B. Sanford, Maine, furnish without charge repairs to or replacement of the parts or equipment that proved defective in material or workmanship. No claim may be made for any incidental or consequential damages.

THIS WARRANTY IS EXPRESSLY IN LIEU OF ALL OTHER WARRANTIES, EXPRESSED OR IMPLIED, INCLUDING ANY IMPLIED WARRANTY OF MERCHANTABILITY OR FITNESS FOR A PARTICULAR PURPOSE UNLESS OTHERWISE AGREED IN WRITING SIGNED BY THE BAKER COMPANY. (THE BAKER COMPANY SHALL NOT BE RESPONSIBLE FOR ANY IMPROPER USE, INSTALLATION, SERVICE, OR TESTING OF THE GOODS.)



PROUDLY MADE IN THE U.S.A.



Environments For Science™

P. O. Drawer E, Sanford, ME 04073 • (207) 324-8773 • (800) 992-2537 • Fax: (207) 324-3869 • [www.bakerco.com](http://www.bakerco.com)

SterilGARD® and FlexAIR® are registered trademarks and ReadySAFE™, StediFLOW™ and UniPressure™ Preflow Plenum are trademarks of The Baker Company.

© 2014 The Baker Company. All rights reserved.